

uni-recycling

**COMMITMENT TO
SUSTAINABLE
DEVELOPMENT**

UNI-RECYCLING


E

C

E

C





An aerial photograph of a construction site. A large pile of sand is on the left. A conveyor belt system is in the center, leading from the sand pile towards a large blue and orange machine, possibly a conveyor belt feeder or a large hopper. A front loader is positioned in front of this machine. To the right, there is a large orange storage container. The background shows some greenery and a dirt road.



 **HS**



→ LH

→ **L**

→ **LO**

HL



2

B B

2 2

2 2

2 2 2

2 2 2 2



UNI-RECYCLING

2 2 ggo 2

2 2

2 2 2

2 2 2 2 2

2 2

2 2 2 2 2 2 2 2 2

2 2 2 2 2 2 2 2 2

2 2 2 2 2 2



2 2 2UY2 2 2 2 2 2 2 2 2 2 2

2 2 2 2 2 2 2 2 2 2 2

2 2 2 2 2 2 2

UNI-RECYCLING AT A GLANCE



3 3

3 3 3 3
3 3
3 3 3 3

B B B B B B B B
B B B B B B
B B B B B B
B B B B B B

B B B B B B B B B
B B B B B B B
B B B B B B B
B B B B B B B
B B B B B B B
B B B B B B B
B B B B B B B

**OUR MISSION IS TO PROTECT THE ENVIRONMENT
AND ENSURE A SUSTAINABLE PLANET FOR
GENERATIONS TO COME!**

4

4

B

B

B

B

B

B

B

4

4

4

4

4

4

4

B

B

B

B

4 4

4 4

4 4

4 4

4

4 4

4

4

4

4

4

4

4

4

4

4

4

4

4

4

4

4

4

4

4

4

4

4

4

4

4

4

4

4

4

•

B

B

B

B

•

B

B

B

•

B

B

•

B

B



4



4

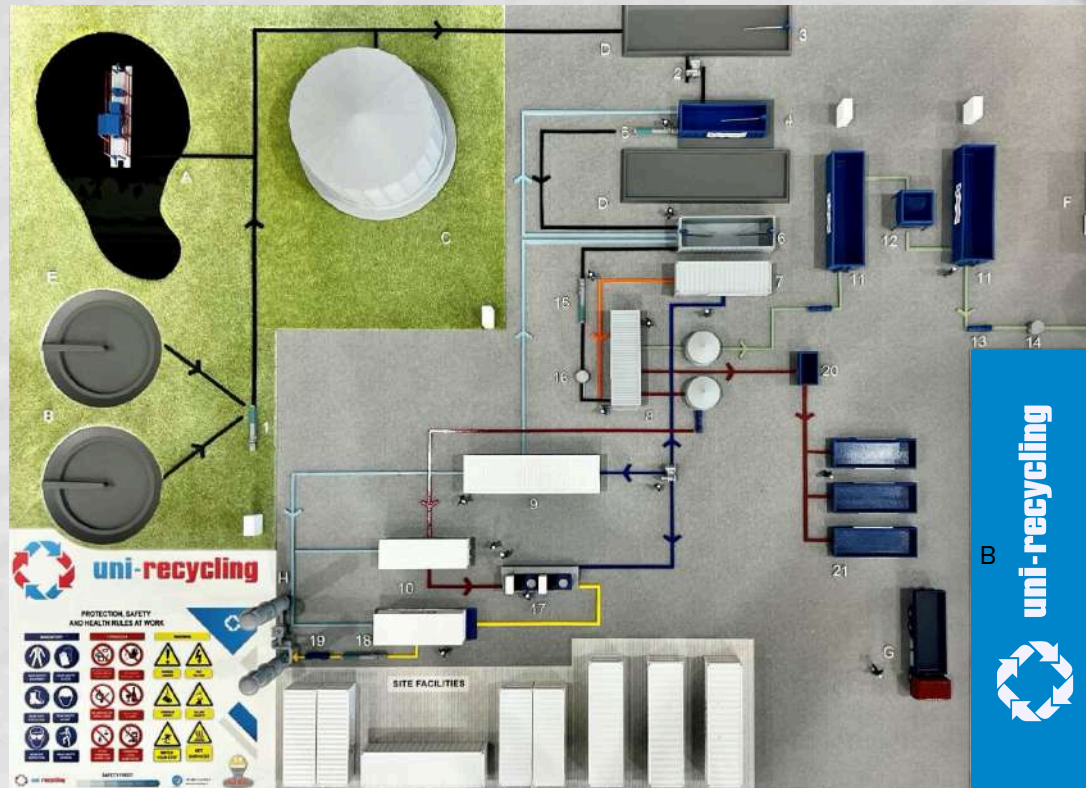
4

4



4

4



4

4

4

4

4

4

4



PW

PW

B B

B

6

6 6

6 6 6 6 6
6 6 6 6 6
6 6 6 6 6
6 6 6 6 6
6 6 6 6 6

6 6 6
6 6 6
6 6 6
6 6 6
6 6 6

6 6 6 6 6
6 6 6 6 6
6 6 6 6 6
6 6 6 6 6
6 6 6 6 6



PRE-TREATMENT
(IF NECESSARY CONTROLLED
INJECTION OF ADDITIVES)



6 6



6 6



ENCAPSULATION & LINER
INSTALLATION



BACKFILLING



BACK TO THE ORIGINAL
GROUND LEVEL

6 6 6 6 6
6 6 6 6 6
6 6 6 6 6
6 6 6 6 6
6 6 6 6 6

Laboratory tests on the spot
followed by analysis in authorized
laboratory




Before 6 and 6 during 6 6 process.

PY



APPLIED METHODS

- Stabilization
- Solidification
- Bioremediation
- Soil Washing
- Ecological Restoration



HYDROCARBONS



CHEMICALS




ACID TARs



NATURAL LANDSCAPE

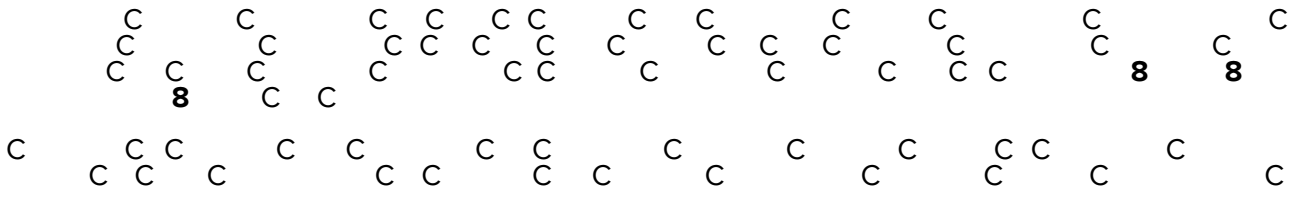


GRASSING



GREEN ENERGY

8



8



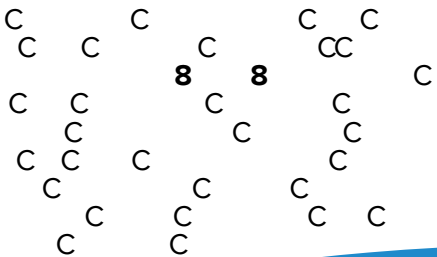
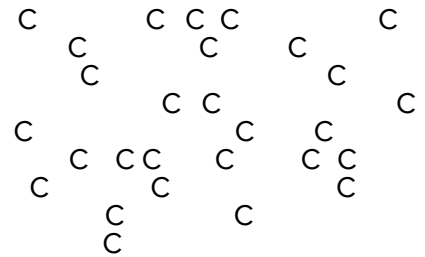
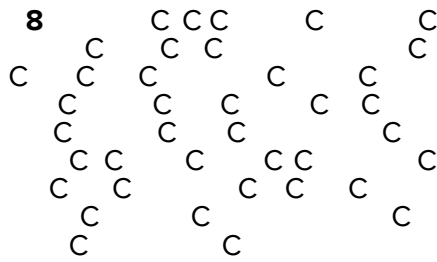
8

8



8

8



8

8

8

8

8

8

8

8

8

8

8

8

8

8

8

8



9

9

9 9
9 9
9 9 9 9 9
9 9 9 9 9 9 9



9 9

a a a a a



a a a a a

a a a a a a



9 9 9



9 9



9 9




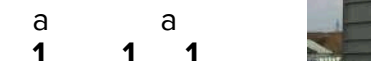
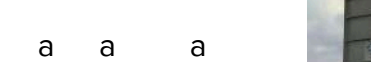
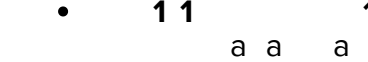
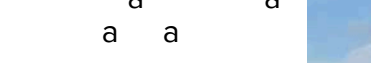



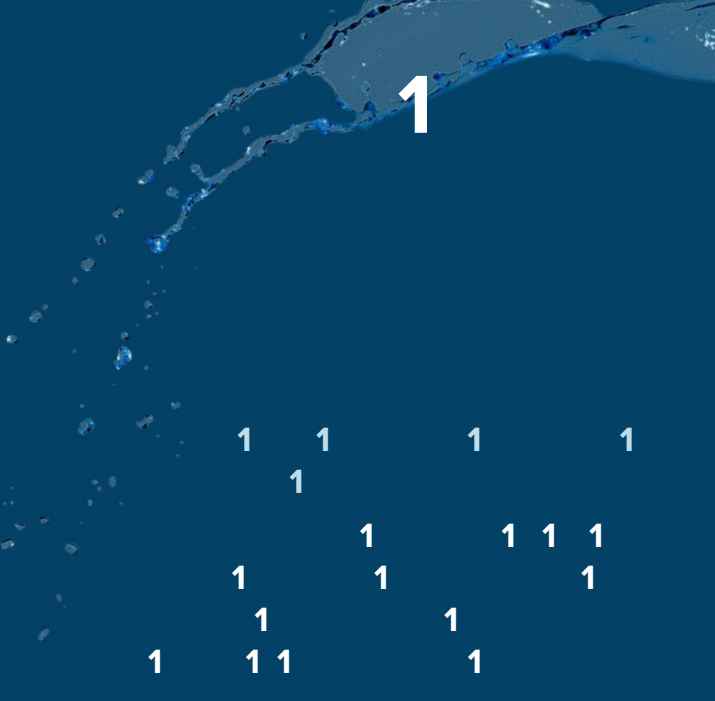
9 9 9



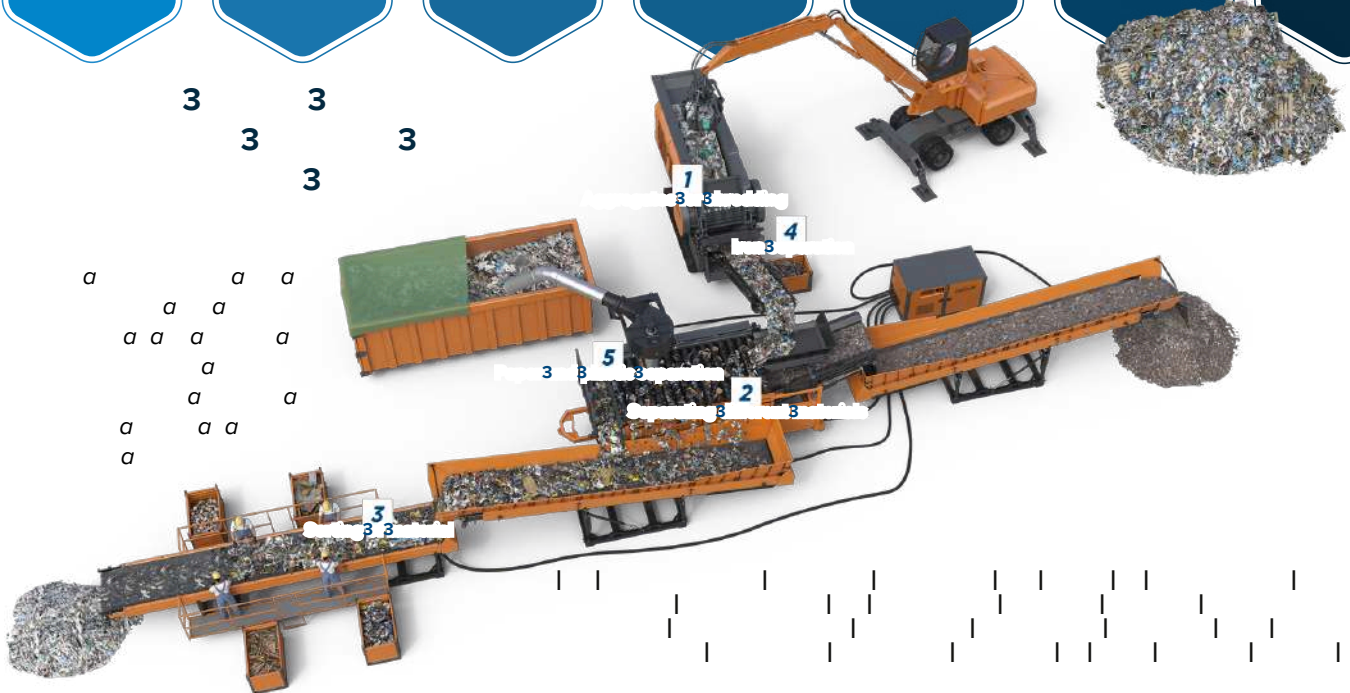
9



Pd



3



FROM WASTE TO VALUE



A large industrial waste processing facility. A conveyor belt system is shown moving waste material from a large pile on the left towards a processing area on the right. A yellow excavator is visible in the background, working on the waste pile. The facility is enclosed by a concrete wall, and there are green trees in the background. The word "COM" is visible in the bottom right corner.



CTION&DEMOLITION WASTE

A yellow and black JAKOBS truck is shown from a side-rear perspective, parked on a gravel surface. A large pile of dark brown mulch is being loaded into the truck's bed by a conveyor belt system. The truck has "JAKOBS" and "Express" branding on its side. The background shows a grassy field and trees. The word "ING" is partially visible on the left side of the image.

BIOWASTE &



3

3 3 3 3 3 3 3
3 3 3 3 3 3

3 3 3 3 3 3 3 3

3 3 3 3 3 3

3 3 3 3



3 3



3 3

3

3 3 3 3 3 3

3 **3** **3** **3** **3** **3** **3** **3**

3 **3** **3** **3** **3** **3** **3**



3



3 3 3

a a a a a a a

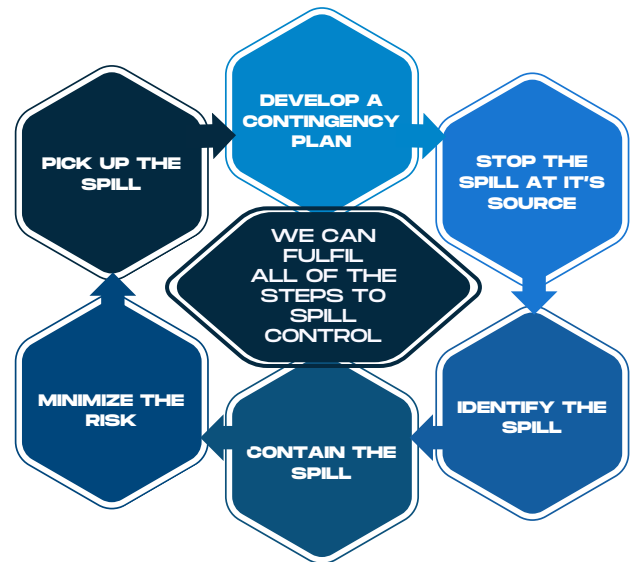
3 3 3 3 3 3 3

3 3 3 3 3 3 3

a a a a

3 3 3 3 3

3 3 3 3 3 3





B B B B B B B B B B B B



Solid



B



B

B

B
B

B
B B



-recycling

B

B

B

B

B

B



B

B

B

B



B

B

B

B

B

B B



D D



D D



D D D



D D



ations found. Click

1 1
D D





1

1

1 Sb1LVH1bHT1bY1Rb

1

1

1

1

1 SH1QL1OOR1TR1UU

1

1

